



FRAME® INOX DECOR X03 PLUS VERTICAL

artwork **Mariano Moroni**



MATERIAL:

Horizontal collector in painted carbon steel with \varnothing of 30 mm
 Heating elements in painted carbon steel
 Heating plate in stainless steel with satin décor on polished background

FIXING KIT:

Brackets, airvent, hexagonal tool, plugs and screws for mounting suitable for use on compact or hollow brick, installation notice.

PACKAGING:

The radiator is protected by a film in polyethylene and with a carton box. Use and maintenance notice included.

FEATURES:

Heating plate is totally made in stainless steel with an unalterable finishing. Brightness guaranteed during the years.

PRODUCT CERTIFICATES



P. max: 5 bar

T. max: 110° C

Available for central heating systems

Connections: n° 2 x G 1/2" - n° 1 G 1/8"

HOW TO ORDER THE VERTICAL FRAME INOX PLUS DECOR X03 RADIATORS

ARTICLE CODE STRUCTURE

Radiator model	Radiator dimensions	Article code of the connection	Article code of the colour/finish	Constant value
AAAA	BBB CC	DDD	EEE	B

Example

Radiator model	Radiator dimensions	Article code of the connection	Article code of the finish	Constant value
Example: Frame radiator Plus	Example: mm 464x1822	Example: connection V09	Example: Inox Decor X03	
FRPL	464 18	V09	X03	B

EXAMPLE OF ARTICLE CODE CREATION

In case of a Frame INOX DECOR X03 PLUS VT 464x1822 mm radiator, with V09 connection.

The article code will be:

FRPL 464 18 V09 X03 B

ACCESSORIES



Elegant square manual polished valve kit

Copper connection \varnothing 12/14/15
 Art. Nr. 5991990301084

Multilayer connection \varnothing 16 x2
 Art. Nr. 5991990301083



Elegant square polished valve kit pipe centres 50 mm with thermostatic head - right

Copper connection \varnothing 12/14/15
 Art. Nr. 5991990301076

Multilayer connection \varnothing 16 x2
 Art. Nr. 5991990301075



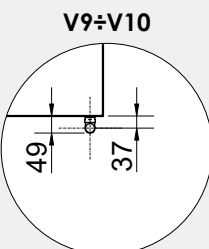
Straight hanger polished for models

L. 352 (L= 404 mm)
 Art. Nr. 5991990300187

L. 464 (L= 516 mm)
 Art. Nr. 5991990300183

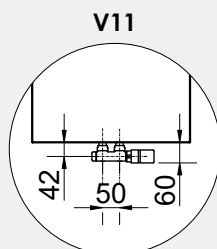
L. 576 (L= 628 mm)
 Art. Nr. 5991990300184

L. 688 (L= 740 mm)
 Art. Nr. 5991990300188



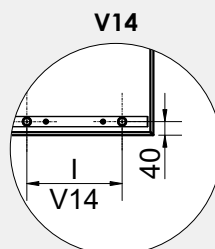
V9=V10

Measures for Elegant square manual valve



V11

Measures for valves type Cordivari Elegant Square with thermostatic head and pipe centres 50 mm



V14

Measurements for wall-fit thermostatic valve (see Pipe Centers V14 column)



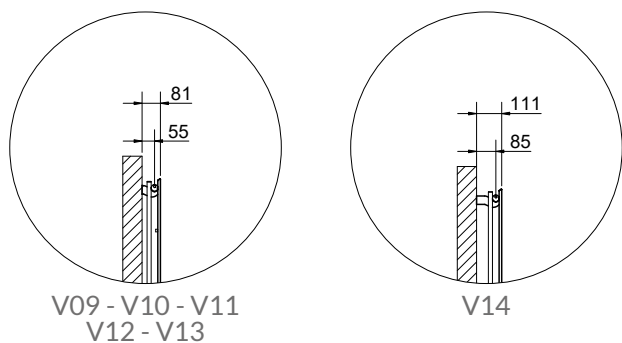
Kit 3 straight hanger polished for models

L. 352 (L= 404 mm)
 Art. Nr. 5991990300189

L. 464 (L= 516 mm)
 Art. Nr. 5991990300185

L. 576 (L= 628 mm)
 Art. Nr. 5991990300186

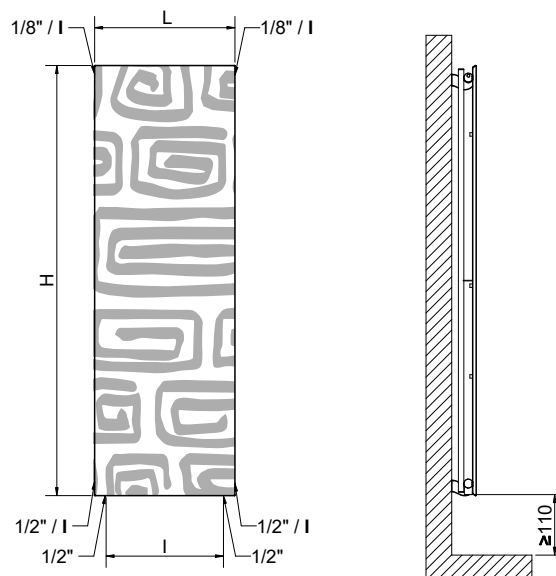
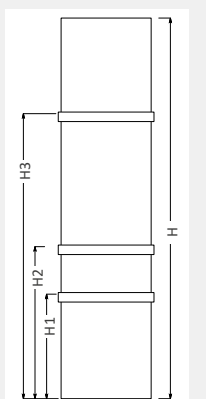
L. 688 (L= 740 mm)
 Art. Nr. 5991990300190

V09 - V10 - V11
V12 - V13

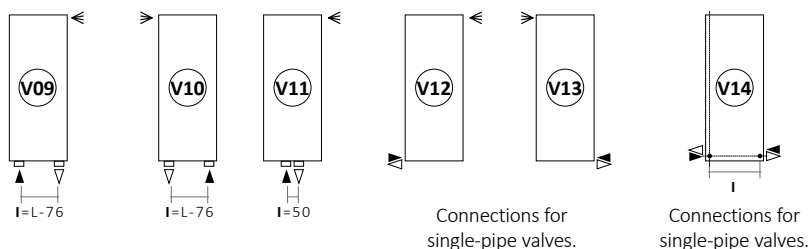
V14

POSITIONING OF
TOWEL BAR (ACCESSORIES)

H	H1	H2	H3
[mm]			
1022	300	500	800
1222	400	600	1000
1422	400	700	1200
1622	500	800	1300
1822	500	800	1400
2022	500	800	1500



Standard connections

Connections for
single-pipe valves.Connections for
single-pipe valves.

Always specify the kind of connection needed when ordering (V09- V10- V11- V12- V13- V14).

Legend =

▶ In ▷ Out ◁ Airvent
| Pipe Centres L Width □ Connection

FRAME INOX DECOR X03 PLUS VERTICAL

DDD: replace with the type of connection.

Art. Nr.	Height	Width	Pipe Centres (V09- V10)	Pipe Centres (V14)	Dry Weight [Kg]	Surface [m ²]	Water Content [lt]	Thermal output Watt		Exponent n
	H [mm]	L [mm]	I [mm]	I [mm]				Δt = 50°C	Δt = 30°C	
FRPL 352 10 DDD X03 B	1022	352	276	168	14,3	1,35	4,5	580	296	1,3152
FRPL 464 10 DDD X03 B		464	388	280	20,2	1,84	6,3	790	404	1,3152
FRPL 576 10 DDD X03 B		576	500	392	25,0	2,32	7,8	999	510	1,3152
FRPL 688 10 DDD X03 B		688	612	504	28,6	2,81	9,0	1209	618	1,3152
FRPL 352 12 DDD X03 B	1222	352	276	168	17,1	1,61	5,3	691	353	1,31355
FRPL 464 12 DDD X03 B		464	388	280	24,1	2,19	7,5	940	481	1,31355
FRPL 576 12 DDD X03 B		576	500	392	29,8	2,77	9,3	1190	608	1,31355
FRPL 688 12 DDD X03 B		688	612	504	34,2	3,35	10,7	1439	736	1,31355
FRPL 352 14 DDD X03 B	1422	352	276	168	19,9	1,86	6,2	801	415	1,2867
FRPL 464 14 DDD X03 B		464	388	280	28,0	2,54	8,8	1091	565	1,2867
FRPL 576 14 DDD X03 B		576	500	392	34,7	3,21	10,8	1381	716	1,2867
FRPL 688 14 DDD X03 B		688	612	504	39,7	3,88	12,4	1670	865	1,2867
FRPL 352 16 DDD X03 B	1622	352	276	168	23,9	2,17	7,5	930	476	1,3117
FRPL 464 16 DDD X03 B		464	388	280	31,9	2,89	10,0	1241	635	1,3117
FRPL 576 16 DDD X03 B		576	500	392	39,8	3,61	12,5	1551	794	1,3117
FRPL 352 18 DDD X03 B	1822	352	276	168	25,4	2,38	7,9	1022	523	1,3105
FRPL 464 18 DDD X03 B		464	388	280	35,7	3,24	11,2	1455	745	1,3105
FRPL 576 18 DDD X03 B		576	500	392	45,1	4,10	13,7	1819	931	1,3105
FRPL 688 18 DDD X03 B		688	612	504	50,8	4,96	15,9	2132	1092	1,3105
FRPL 352 20 DDD X03 B	2022	352	276	168	28,2	2,63	8,8	1133	580	1,3093
FRPL 464 20 DDD X03 B		464	388	280	39,5	3,59	12,3	1568	803	1,3093
FRPL 576 20 DDD X03 B		576	500	392	49,9	4,54	15,0	1960	1004	1,3093
FRPL 688 20 DDD X03 B		688	612	504	56,4	5,49	17,6	2363	1211	1,3093

For output at different Δt than 50°C, please refer to the following formula = desired output = output at Δt 50°C x (desired Δt/50)^n



FRAME® INOX DECOR X04 PLUS VERTICAL

artwork **Mariano Moroni**

 **5 YEARS WARRANTY**

MATERIAL:

Horizontal collector in painted carbon steel with \varnothing of 30 mm
 Heating elements in painted carbon steel
 Heating plate in stainless steel with satin décor on polished background

FIXING KIT:

Brackets, airvent, hexagonal tool, plugs and screws for mounting suitable for use on compact or hollow brick, installation notice.

PACKAGING:

The radiator is protected by a film in polyethylene and with a carton box. Use and maintenance notice included.

FEATURES:

Heating plate is totally made in stainless steel with an unalterable finishing. Brightness guaranteed during the years.

PRODUCT CERTIFICATES



P. max: 5 bar

T. max: 110° C

Available for central heating systems

Connections: n° 2 x G 1/2" - n° 1 G 1/8"

HOW TO ORDER THE VERTICAL FRAME INOX PLUS DECOR X04 RADIATORS

ARTICLE CODE STRUCTURE

Radiator model	Radiator dimensions	Article code of the connection	Article code of the colour/finish	Constant value
AAAA	BBB CC	DDD	EEE	B

Example

Radiator model	Radiator dimensions	Article code of the connection	Article code of the finish	Constant value
Example: Frame radiator Plus	Example: mm 464x1822	Example: connection V09	Example: Inox Decor	
FRPL	464 18	V09	X04	B

EXAMPLE OF ARTICLE CODE CREATION

In case of a FRAME INOX PLUS DECOR VT 464x1822 mm radiator, with V09 connection.

The article code will be:

FRPL 464 18 V09 X04 B

ACCESSORIES



Elegant square manual polished valve kit

Copper connection \varnothing 12/14/15
 Art. Nr. 5991990301084

Multilayer connection \varnothing 16 x2
 Art. Nr. 5991990301083



Elegant square polished valve kit pipe centres 50 mm with thermostatic head - right

Copper connection \varnothing 12/14/15
 Art. Nr. 5991990301076

Multilayer connection \varnothing 16 x2
 Art. Nr. 5991990301075



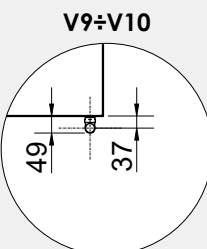
Straight hanger polished for models

L. 352 (L= 404 mm)
 Art. Nr. 5991990300187

L. 464 (L= 516 mm)
 Art. Nr. 5991990300183

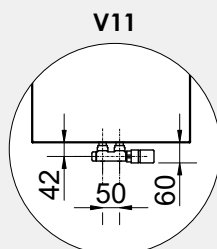
L. 576 (L= 628 mm)
 Art. Nr. 5991990300184

L. 688 (L= 740 mm)
 Art. Nr. 5991990300188



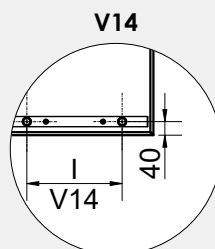
V9=V10

Measures for Elegant square manual valve



V11

Measures for valves type Cordivari Elegant Square with thermostatic head and pipe centres 50 mm



V14

Measurements for wall-fit thermostatic valve (see Pipe Centers V14 column)



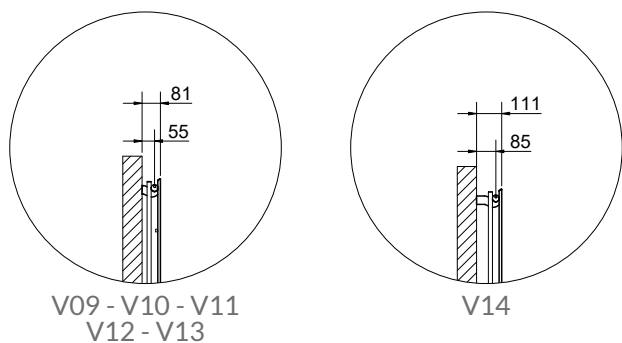
Kit 3 straight hanger polished for models

L. 352 (L= 404 mm)
 Art. Nr. 5991990300189

L. 464 (L= 516 mm)
 Art. Nr. 5991990300185

L. 576 (L= 628 mm)
 Art. Nr. 5991990300186

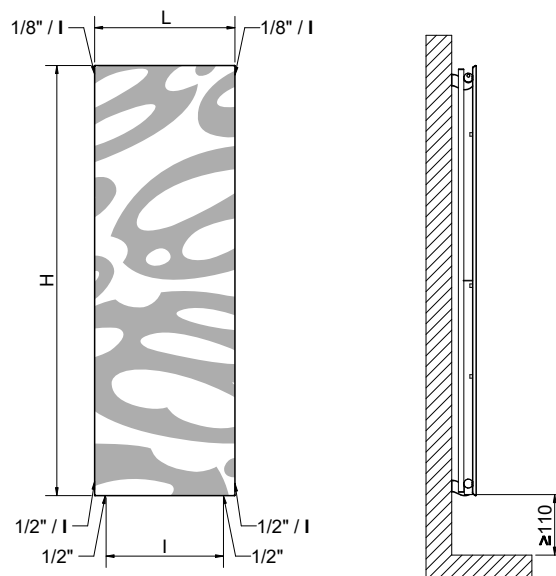
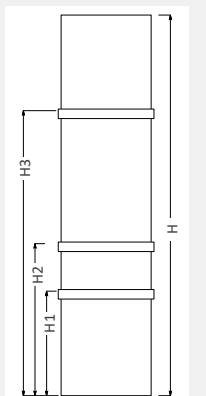
L. 688 (L= 740 mm)
 Art. Nr. 5991990300190

V09 - V10 - V11
V12 - V13

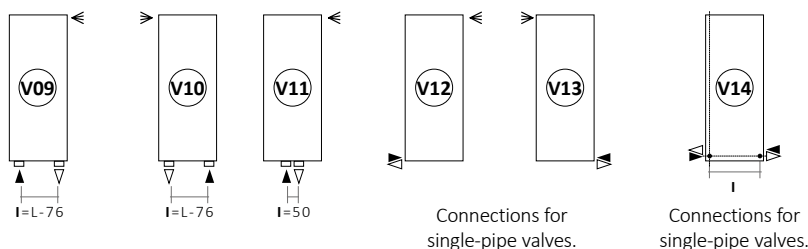
V14

POSITIONING OF
TOWEL BAR (ACCESSORIES)

H	H1	H2	H3
[mm]			
1022	300	500	800
1222	400	600	1000
1422	400	700	1200
1622	500	800	1300
1822	500	800	1400
2022	500	800	1500



Standard connections



Always specify the kind of connection needed when ordering (V09- V10- V11- V12- V13- V14).

Legend =
 ► In ▷ Out ◁ Airvent
 | Pipe Centres L Width □ Connection

FRAME INOX DECOR X04 PLUS VERTICAL

DDD: replace with the type of connection.

Art. Nr.	Height	Width	Pipe Centres (V09- V10)	Pipe Centres (V14)	Dry Weight [Kg]	Surface [m ²]	Water Content [lt]	Thermal output Watt		Exponent n
	H [mm]	L [mm]	I [mm]	I [mm]				Δt = 50°C	Δt = 30°C	
FRPL 352 10 DDD X04 B	1022	352	276	168	14,3	1,35	4,5	580	296	1,3152
FRPL 464 10 DDD X04 B		464	388	280	20,2	1,84	6,3	790	404	1,3152
FRPL 576 10 DDD X04 B		576	500	392	25,0	2,32	7,8	999	510	1,3152
FRPL 688 10 DDD X04 B		688	612	504	28,6	2,81	9,0	1209	618	1,3152
FRPL 352 12 DDD X04 B	1222	352	276	168	17,1	1,61	5,3	691	353	1,31355
FRPL 464 12 DDD X04 B		464	388	280	24,1	2,19	7,5	940	481	1,31355
FRPL 576 12 DDD X04 B		576	500	392	29,8	2,77	9,3	1190	608	1,31355
FRPL 688 12 DDD X04 B		688	612	504	34,2	3,35	10,7	1439	736	1,31355
FRPL 352 14 DDD X04 B	1422	352	276	168	19,9	1,86	6,2	801	415	1,2867
FRPL 464 14 DDD X04 B		464	388	280	28,0	2,54	8,8	1091	565	1,2867
FRPL 576 14 DDD X04 B		576	500	392	34,7	3,21	10,8	1381	716	1,2867
FRPL 688 14 DDD X04 B		688	612	504	39,7	3,88	12,4	1670	865	1,2867
FRPL 352 16 DDD X04 B	1622	352	276	168	23,9	2,17	7,5	930	476	1,3117
FRPL 464 16 DDD X04 B		464	388	280	31,9	2,89	10,0	1241	635	1,3117
FRPL 576 16 DDD X04 B		576	500	392	39,8	3,61	12,5	1551	794	1,3117
FRPL 352 18 DDD X04 B	1822	352	276	168	25,4	2,38	7,9	1022	523	1,3105
FRPL 464 18 DDD X04 B		464	388	280	35,7	3,24	11,2	1455	745	1,3105
FRPL 576 18 DDD X04 B		576	500	392	45,1	4,10	13,7	1819	931	1,3105
FRPL 688 18 DDD X04 B		688	612	504	50,8	4,96	15,9	2132	1092	1,3105
FRPL 352 20 DDD X04 B	2022	352	276	168	28,2	2,63	8,8	1133	580	1,3093
FRPL 464 20 DDD X04 B		464	388	280	39,5	3,59	12,3	1568	803	1,3093
FRPL 576 20 DDD X04 B		576	500	392	49,9	4,54	15,0	1960	1004	1,3093
FRPL 688 20 DDD X04 B		688	612	504	56,4	5,49	17,6	2363	1211	1,3093

For output at different Δt than 50°C, please refer to the following formula = desired output = output at Δt 50°C x (desired Δt/50)ⁿ