



# FRAME® INOX

HORIZONTAL

 **5 YEARS WARRANTY**

## MATERIAL:

Vertical collectors in painted carbon steel with  $\varnothing$  of 30 mm  
 Heating elements in painted carbon steel  
 Heating plate in polished stainless steel

## FIXING KIT:

Brackets, airvent, hexagonal tool, plugs and screws for mounting suitable for use on compact or hollow brick, installation notice.  
 The fixing kit is compliant with VDI 6036 norm, class 4.

## PACKAGING:

The radiator is protected by a film in polyethylene and with a carton box.  
 Use and maintenance notice included.

## FEATURES:

Heating plate is totally made in stainless steel with an unalterable finishing.  
 Brightness guaranteed during the years.

## PRODUCT CERTIFICATES



P. max: 5 bar

T. max: 110° C

Available for central heating systems

Connections: n° 2 x G 1/2" - n° 1 x G 1/2"

## HOW TO ORDER THE HORIZONTAL FRAME INOX RADIATORS

### ARTICLE CODE STRUCTURE

Radiator model	Radiator dimensions	Article code of the connection	Article code of the colour/finish	Constant value
AAAA	BBB CC	DDD	EEE	B

### Example

Radiator model	Radiator dimensions	Article code of the connection	Article code of the finish	Constant value
FRST	464 18	H01	X01	B

### EXAMPLE OF ARTICLE CODE CREATION

In case of a FRAME INOX OR 464x1822 mm, with H01 connection.

The article code will be:

**FRST 464 18 H01 X01 B**

## ACCESSORIES



### Elegant square manual polished valve kit

Copper connection  $\varnothing$  12/14/15  
 Art. Nr. 5991990301084

Multilayer connection  $\varnothing$  16 x2  
 Art. Nr. 5991990301083



### Pipe covering kit for polished valves

Art. Nr. 5103000000044



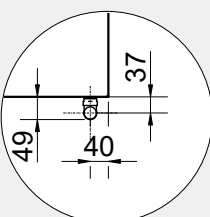
### Manual wall-fit valves

WALL-FIT VALVES  
 Art. Nr. 5991990311226

Fitting for wall-fit valves  
 Copper connection  $\varnothing$  12/14/15  
 Art. Nr. 5991170300001

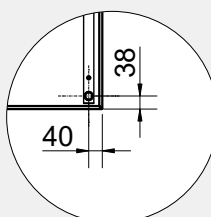
Fitting for wall-fit valves  
 Multilayer connection  $\varnothing$  16 x2  
 Art. Nr. 5991170300002

### H02÷H03÷H04÷H05

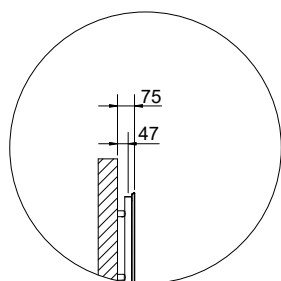
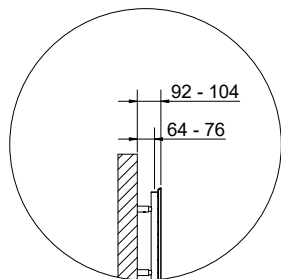


Measures for Elegant square manual valve

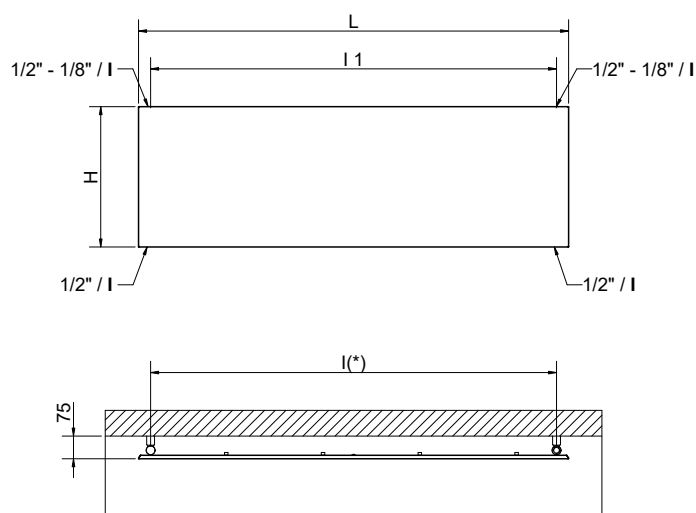
### H08



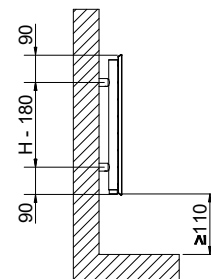
Measurements for remote valve

H01 - H02 - H03  
H04 - H05

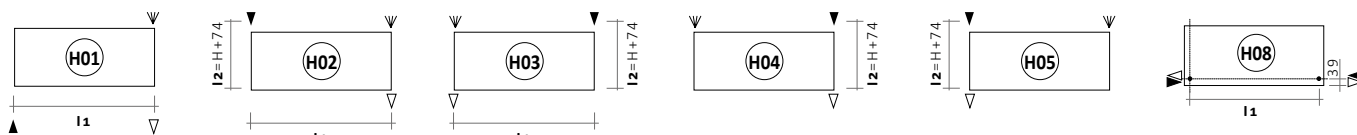
H08



(\*) The fixing kit has the same pipe centre (l) as the radiator



## Standard connections

Connection for  
wall-fit valves.

Always specify the kind of connection needed when ordering (from H1 to H8).

l2: valid only for Elegant Cordivari square valves.

Legend = In Out Airvent **H** Height **l** Pipe Centres **L** Width Connection**FRAME INOX** HORIZONTAL - POLISHED STAINLESS STEEL

DDD: replace with the type of connection.

Art. Nr.	Width L [mm]	Height H [mm]	Pipe Centres		Dry Weight [Kg]	Surface [m <sup>2</sup> ]	Water Content [lt]	Thermal output Watt		Exponent n
			(H01-H02- H03-H8) l1 [mm]	(H02-H03- H04-H5) l2 [mm]				$\Delta t = 50^{\circ}\text{C}$	$\Delta t = 30^{\circ}\text{C}$	
FRST 352 10 DDD X01 B	<b>1022</b>	352	942	432	7,2	0,75	2,64	381	197	1,2894
FRST 464 10 DDD X01 B		464	942	544	9,7	0,98	3,5	499	258	1,2894
FRST 576 10 DDD X01 B		576	942	649	12,0	1,21	4,4	617	319	1,2894
FRST 688 10 DDD X01 B		688	942	768	14,6	1,44	5,2	735	380	1,2894
FRST 352 12 DDD X01 B	<b>1222</b>	352	1142	432	8,6	0,89	3,02	455	236	1,2881
FRST 464 12 DDD X01 B		464	1142	544	11,4	1,17	4,0	596	309	1,2881
FRST 576 12 DDD X01 B		576	1142	649	14,0	1,44	5,1	736	381	1,2881
FRST 688 12 DDD X01 B		688	1142	768	17,2	1,72	6,1	877	454	1,2881
FRST 352 14 DDD X01 B	<b>1422</b>	352	1342	432	9,9	1,04	3,5	529	274	1,2867
FRST 464 14 DDD X01 B		464	1342	544	13,2	1,36	4,6	692	359	1,2867
FRST 576 14 DDD X01 B		576	1342	649	16,5	1,68	5,9	856	444	1,2867
FRST 688 14 DDD X01 B		688	1342	768	19,8	2,00	7,0	1020	529	1,2867
FRST 352 16 DDD X01 B	<b>1622</b>	352	1542	432	11,2	1,16	3,8	595	309	1,2854
FRST 464 16 DDD X01 B		464	1542	544	14,9	1,55	5,2	789	409	1,2854
FRST 576 16 DDD X01 B		576	1542	649	18,6	1,94	6,8	976	506	1,2854
FRST 688 16 DDD X01 B		688	1542	768	22,3	2,38	8,0	1222	635	1,2826
FRST 352 18 DDD X01 B	<b>1822</b>	352	1742	432	12,5	1,33	4,37	676	351	1,2840
FRST 464 18 DDD X01 B		464	1742	544	16,6	1,74	5,8	880	457	1,2840
FRST 576 18 DDD X01 B		576	1742	649	20,9	2,15	7,2	1100	571	1,2840
FRST 688 18 DDD X01 B		688	1742	768	25,0	2,56	8,7	1304	677	1,2840
FRST 352 20 DDD X01 B	<b>2022</b>	352	1942	432	13,5	1,47	4,85	750	390	1,2826
FRST 464 20 DDD X01 B		464	1942	544	18,4	1,93	6,4	978	508	1,2826
FRST 576 20 DDD X01 B		576	1942	649	23,0	2,38	8,0	1222	635	1,2826
FRST 688 20 DDD X01 B		688	1942	768	27,6	2,84	9,6	1447	751	1,2826

For output at different  $\Delta t$  than  $50^{\circ}\text{C}$ , please refer to the following formula = desired output = output at  $\Delta t 50^{\circ}\text{C}$  x (desired  $\Delta t/50$ )<sup>n</sup>